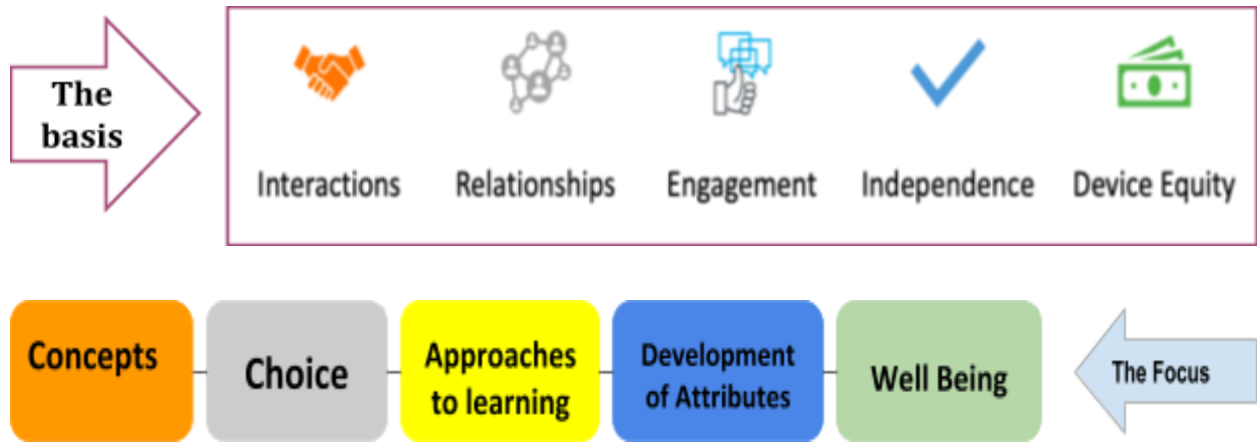




AKSHAR ARBOL INTERNATIONAL SCHOOL



THE AAIS LEARNING FRAMEWORK Grades 1 to 12

The AAIS Virtual Learning Design



The Virtual Learning at AAIS has been designed to ensure that there is continued focus on Conceptual Learning, with a balance in learning the appropriate Knowledge, Skills and Attributes. With this in mind, while student well-being is always at the forefront of what we do, at a time such as this, wellbeing takes centre-stage. Thus, the basis of the design of this learning environment has been to ensure continuity in interactions between students and their teachers; as well as, between peers. Engagement in learning, developing Independence and Device Equity in the family have been the other factors that have been given due consideration during the design of our Virtual Learning.

Stepping into Virtual Learning @ AAIS! WHAT?

<h2>Synchronous</h2> 	<h2>Asynchronous</h2> 
<p>Students learn at the same time.</p> <p>Communication happens in real time.</p> <p>Possibly more engaging and effective.</p> <p>Allows for instant feedback and clarification.</p>	<p>Students learn at different times.</p> <p>Communication is not live.</p> <p>Possibly more convenient and flexible.</p> <p>Allows students to work at their own pace.</p>
<p>Examples Video conferencing, live chat, live streamed videos.</p>	<p>Examples Email, screencasts, Flipgrid videos, blog posts/comments.</p>

Making use of the IB and Cambridge Guidelines on the design of the Virtual Learning and taking into consideration our context, a careful balance in learning synchronously and asynchronously has been developed. This balance is customised according to the age-levels of the different student groups.

HOW?

SYNCHRONOUS



Google Meet

ASYNCHRONOUS





After careful consideration of the various platforms, the G-Suite for Education was carefully chosen, considering the School Community's familiarity with the G-Suite Platform over the last several years, as well as the technical support available for the G-Suite for Education. While students use the G-Meet for Synchronous sessions and Collaborative work, the Google Classroom, along with the other tools in G-Suite are used for Communication, Collaboration, discussions, team-work, assessments and so on.

Web 2.0 Tools continue to be used, along with the G-Suite Tools for discussions, collaboration, formative and summative assessments.

Grades 1 & 2

Approx Time per Day for Synchronous Classes	Approx. 1.5 - 3 hours
Approx Time per Day for Asynchronous Work	Approx. 1 hour
Office Hours of Teachers	One - Three times/ week
<p>Weekly Meetings with the Homeroom Teacher in Small Groups. Student work will be done in Notebooks/Online Tools: All work to be uploaded on Google Classroom for review and feedback from teachers.</p>	

Grades 3 to 5

Approx Time per Day for Synchronous Calls	Approx. 2 - 3 hours
Approx Time per Day for Asynchronous Work	Approx. 1 - 2 hours
Office Hours of Teachers	One - Three times/ week
<p>Weekly Meetings with the Homeroom Teacher in Small Groups. Student work will be done in Notebooks/Online Tools: All work to be uploaded on Google Classroom for review and feedback from teachers.</p>	

Grades 6-8

Approx Time per Day for Synchronous Classes	Approx. 3-4 hours
Approx Time per Day for Asynchronous Work	Approx. 2-3 hours
<p>Weekly Meetings with the Homeroom Teacher Student work will be done in Notebooks/Online Tools: <i>All work to be uploaded on Google Classroom for review and feedback from teachers.</i></p>	

Grade 9-12

Approx Time per Day for Synchronous Classes	Approx. 3-4 hours
Approx Time per Day for Asynchronous Work	Approx. 3-4 hours

Weekly Meetings with the Homeroom Teacher
 Student work will be done in Notebooks/Online Tools:
All work to be uploaded on Google Classroom for review and feedback from teachers.

THE AAIS READINESS PROCESS
THE AAIS READINESS PROCESS

Email No	Subject	From School	Action from Parent on or before
1	<ul style="list-style-type: none"> ● Creation of Gmail for Google Classroom sign up ● Calendar for June & July 	Immediate	Saturday, Jun 6
2	<ul style="list-style-type: none"> ● Google Classroom sign up 	Wednesday, Jun 10	Friday, June 12
3	<ul style="list-style-type: none"> ● Details on Supplies: Textbooks, notebooks etc. 	Thursday, Jun 11	-
4	<ul style="list-style-type: none"> ● Timetable & Class Schedule 	Friday, June 12	On Google Classroom.
5	<ul style="list-style-type: none"> ● Contact details for communication 	Monday, June 15	-

THE ROLE OF THE PARENT

As Parents, please

- ❖ Co-create a designated “workspace”
- ❖ Go over plans & schedule, each week
- ❖ Facilitate attention during Synchronous sessions
- ❖ Assist in gathering resources.
- ❖ Set routine for
 - Sleep
 - Meal times
 - Play time and other activities
 - Family time

- ❖ Be
 - Supportive
 - Understanding
 - Patient
 - Encouraging

